



**MINUTES**  
**JANUARY 23, 2018 - 5:30 P.M.**  
**LAURENS COUNTY COUNCIL**  
**HISTORIC COURTHOUSE – PUBLIC SQUARE**  
**COUNTY COUNCIL CHAMBERS**

---

**ATTENDANCE:**     **COUNCIL MEMBERS PRESENT:**- County Council Chairman Joe Wood; County Council Members: Diane B. Anderson, Stewart Jones, Garrett McDaniel, and David Pitts.

**COUNCIL MEMBERS ABSENT** – Vice Chairman Tollison and Councilman Nash.

**COUNTY STAFF:**   Laurens County Administrator, Jon Caime; Laurens County Clerk to Council Betty Walsh and Laurens County Attorney, Sandy Cruickshanks.

**DEPARTMENT HEADS PRESENT:** Laurens County Treasurer, Cindy Burke; Laurens County Auditor, Jim Coleman; Laurens County Registration/Elections Director, Lynn West; Laurens County Public Works Director Rob Russian; Laurens County Magistrate Judge, Leesa Inabinette; Laurens County Fire Services Director, Greg Lindley; Laurens County Communications / E911 Director, Joey Avery; Laurens County Sheriff Don Reynolds; Laurens County Finance Director, Lisa Kirk; Laurens County EMS Director Matt Pennington and Laurens County Human Resources Manager, Debi Parker.

**PRESS:**    Ida Cadmus, WLBG Radio; Vic McDonald, *Clinton Chronicle* and John Clayton, *Laurens Advertiser*.

**SCHEDULED MEETING AGENDA ITEMS** – 1.) Call to Order – Chairman Wood; 2.) Invocation – Councilman Jones; 3.) Pledge of Allegiance; 4.) Approval of Agenda – January 23, 2018; 5.) Approval of Minutes January 9, 2018; 6.) Reports To Council: a.) 2017 Economic Development Review Report - Jonathon Coleman, Executive Director; b.) Fiscal Year End 2017 Audit - Maudlin and Jenkins; c.) Quarterly Report – Laurens County Permit Activity, Chuck Bobo, Building Official; 7.) New Business: a.) Swearing in for two (2) Code Officers – Sandy Cruickshanks, County Attorney; b.) Approval of Resolution #2018-02 – District #55 High School Marching Band - Chairman Wood; c.) Henry Laurens Award Presentation – Carole L. Knight – Councilman Stewart Jones; 8.) Old Business: a.) Contract Approval - Site Design, Emergency Service Building, Northern Precinct; 9.) Public Comments; 10.) County Council Comments; 11.) Executive Session – None; 12.) Adjournment.

**MEETING NOTIFICATION** – The requesting general public and Press were informed of the meeting in a timely manner. Postings of the Agenda were posted in County facilities on their bulletin boards and also posted on the County Web Site.

**CALL TO ORDER** – Chairman Wood called the meeting to order and invited all to stand for the invocation and the Pledge of Allegiance. Councilman Jones provided the invocation.

**PUBLIC COMMENT SIGN-UPS** – None reported by Mrs. Walsh.

**APPROVAL OF AGENDA JANUARY 23, 2018** – Chairman Wood called for approval of the agenda with any additions or deletions.

Administrator Caime reported that agenda item number 7-a, would be omitted from the agenda.

Chairman Wood reported that agenda item number 7-b would be omitted from the agenda until the next Council meeting.

COUNCILMAN MCDANIEL made the MOTION to approve the agenda as presented with any additions and / or deletions; COUNCILMAN JONES SECONDING; VOTE 5-0.

**APPROVAL OF MINUTES – JANUARY 9, 2018** – Councilman Jones asked that the minutes from the January 9, 2018 minutes be amended to read as follows:

FROM: SECOND READING – ORDINANCE #841 – NOISE CONTROL – VICE CHAIRMAN TOLLISON made the MOTION to approve Ordinance #841 as presented, with COUNCILMAN MCDANIEL SECONDING for further comments.

Councilman Jones noted his concerns for judging those in the rural areas with fire arms and how would the amount of a penalty be determined. Attorney Cruickshanks replied that the fines would be determined by the Judges and that there would be no infringement on the second amendment.

Following a brief dialogue by Sheriff Don Reynolds, Vice Chairman Tollison stated that the felt this to be a reasonable ordinance and is a good start towards enforcement.

COUNCIL VOTED 6-0.

TO: SECOND READING – ORDINANCE #841 – NOISE CONTROL – VICE CHAIRMAN TOLLISON made the MOTION to approve Ordinance #841 as presented, with COUNCILMAN MCDANIEL SECONDING for further comments.

Councilman Jones noted his concerns for judging those in the rural areas with fire arms and how would the amount of a penalty be determined. Attorney Cruickshanks replied that the fines would be determined by the Judges and that there would be no infringement on the second amendment.

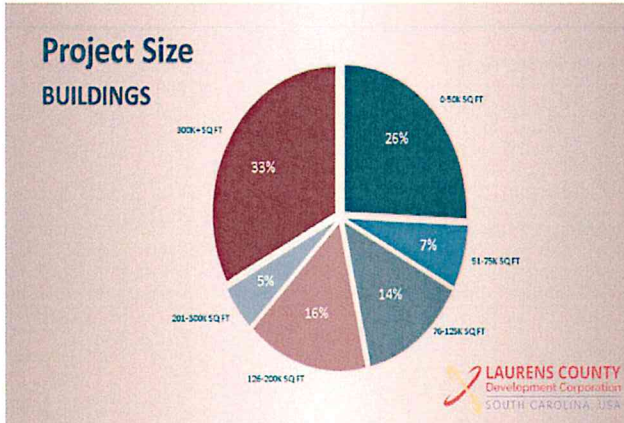
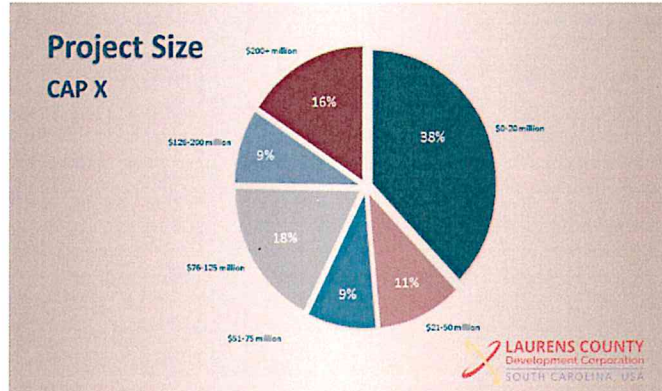
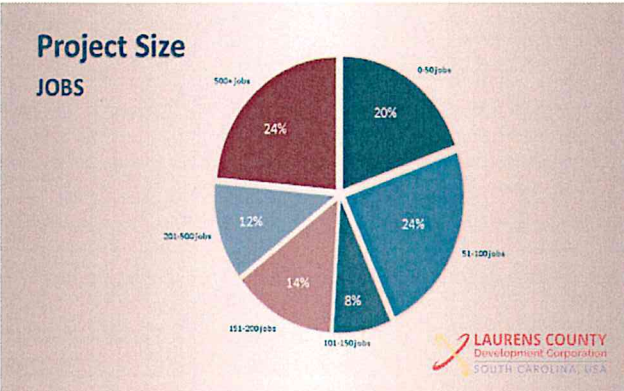
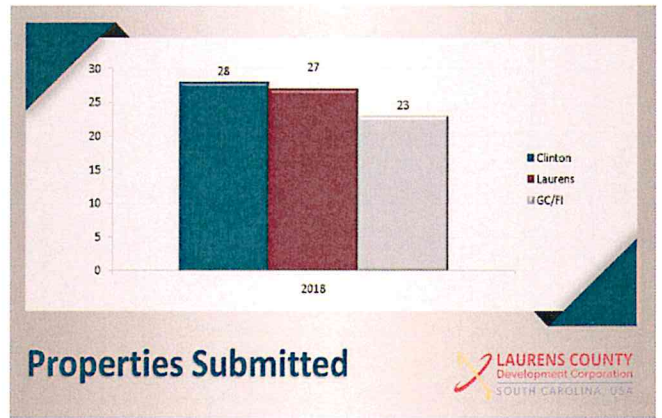
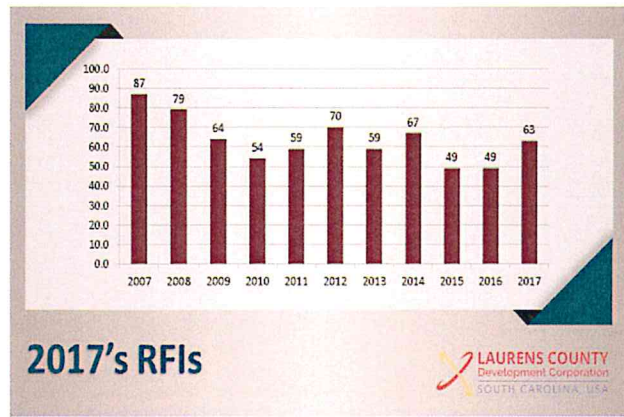
Following a brief dialogue by Sheriff Don Reynolds, Vice Chairman Tollison stated that the felt this to be a reasonable ordinance and is a good start towards enforcement.

COUNCIL VOTED 5-1 (Councilman Jones).

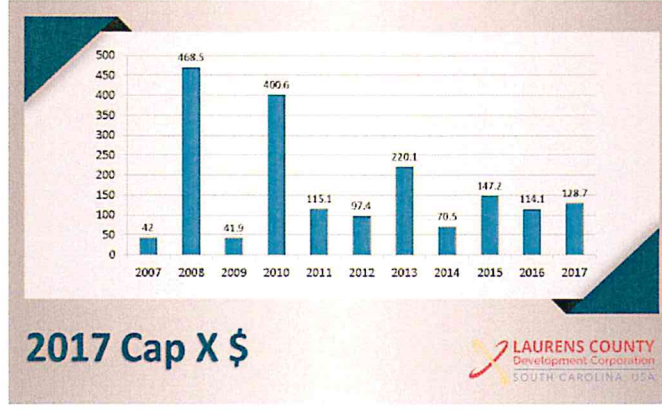
COUNCILMAN MCDANIEL made the MOTION to approve the minutes from the January 9, 2018 Regular Meeting with noted changes per Councilman Jones; COUNCILMAN JONES SECONDING; VOTE 5-0.

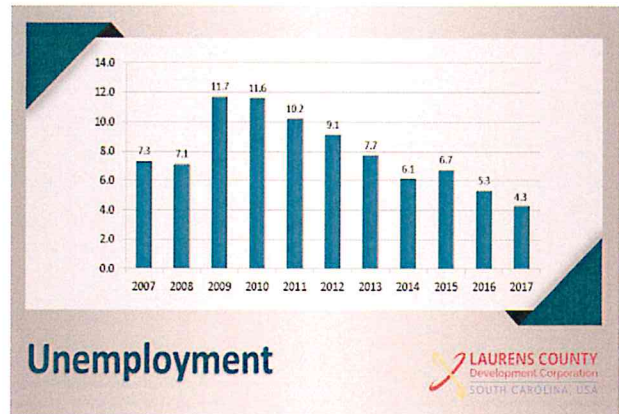
**REPORTS TO COUNCIL:**

- a.) **2017 ECONOMIC DEVELOPMENT REVIEW REPORT** - Jonathon Coleman, Executive Director, Laurens County Development Corporation provided Council with a report of business conducted during calendar year 2017. Reported was as follows:



Company	Jobs	Capital Investment
Fukoku	65	\$14,100,000
REMA, USA	40	\$2,200,000
Birdseye Energy	0	\$80,000,000
GE	17	\$29,000,000
Southern Comfort	0	\$3,360,000
<b>TOTAL</b>	<b>122</b>	<b>\$128,660,000</b>





Summary of FILOT Revenues

Category		2013	2014	2015	2016	2017
County	Ordinary	\$ 1,048,547.26	\$ 1,161,632.62	\$ 1,603,177.96	\$ 1,876,769.04	\$ 2,569,018.04
	Reserve	\$ 87,005.84	\$ 113,553.09	\$ 153,685.29	\$ 179,022.95	\$ 251,309.80
	Capital	\$ 70,703.85	\$ 83,141.21	\$ 101,957.96	\$ 179,022.95	\$ 287,040.60
	Special Projects	\$ -	\$ -	\$ -	\$ -	\$ 141,594.69
EMS		\$ 122,901.86	\$ 131,694.02	\$ 183,982.97	\$ 215,274.76	\$ 290,216.48
Fire	Fire District	\$ 177,339.84	\$ 255,344.95	\$ 354,191.86	\$ 421,690.48	\$ 538,662.31
	Special Fire Coordinator	\$ 29,159.96	\$ 31,901.30	\$ 44,178.63	\$ 55,526.45	\$ 68,474.44
	Reserve	\$ 27,646.92	\$ 30,492.95	\$ 42,323.93	\$ 50,241.79	\$ 68,527.40
Indigent Care		\$ 13,712.37	\$ 18,556.28	\$ 26,144.86	\$ 29,972.63	\$ -
Education/Colleges		\$ 17,545.70	\$ 18,556.28	\$ 26,144.86	\$ 29,972.70	\$ 41,927.34
<b>COUNTY TOTAL</b>		<b>\$1,594,563.60</b>	<b>\$1,844,872.70</b>	<b>\$ 2,535,788.32</b>	<b>\$ 3,037,493.75</b>	<b>\$ 4,256,771.10</b>

		\$ 2,054,730.83	Laurens District #55				
		\$ 1,502,763.71	Laurens District #56				
		\$ -	Greenville County Schools				
School District		\$ 2,487,720.58	\$ 2,694,550.40	\$ 3,769,649.81	\$ 4,205,043.79	\$ 3,557,494.54	<b>TOTAL</b>
<b>TOTALS</b>		<b>\$4,082,284.18</b>	<b>\$4,539,423.10</b>	<b>\$ 6,305,438.13</b>	<b>\$ 7,242,537.54</b>	<b>\$ 7,814,265.64</b>	

b.) **FISCAL YEAR END 2016 / 2017 AUDIT** - Mauldin and Jenkins

FINANCIAL ANALYSIS OF THE COUNTY AS A WHOLE

**Net Position:** The County combined net position decreased \$38 thousand or 0.1 percent between fiscal years 2016 and 2017 (See Table A-1).

**Table A-1**  
**Laurens County Net Position**  
*(in thousands of dollars)*

	Governmental Activities		Total Percent Change
	2016	2017	
Current and other assets	\$ 15,913	\$ 17,592	10.6%
Capital assets	68,816	66,273	-3.7%
<b>Total assets</b>	<b>84,729</b>	<b>83,865</b>	<b>-1.0%</b>
Total deferred outflows of resources	2,184	4,473	104.8%
Current liabilities	13,907	13,591	-2.3%
Long-term liabilities	34,696	35,853	3.3%
<b>Total liabilities</b>	<b>48,603</b>	<b>49,444</b>	<b>1.7%</b>
Total deferred inflows of resources	353	899	100.0%
<b>Net position:</b>			
Net investment in capital assets	55,248	55,203	-0.1%
Restricted	6,442	6,460	0.3%
Unrestricted	(23,733)	(23,668)	-0.3%
<b>Total net position</b>	<b>\$ 37,957</b>	<b>\$ 37,995</b>	<b>0.1%</b>

Net unrestricted position of our governmental activities decreased by \$80 thousand. Capital assets of \$3.0 million were acquired during the year while depreciation expense on new and existing capital assets totaled \$5.5 million.

Revenues for the County's governmental activities decreased 0.2 percent, while total expenses decreased by 2.2 percent.

**Table A-2**  
**Changes in Laurens County Net Position**  
*(in thousands of dollars)*

	Governmental Activities		Total Percent Change
	2016	2017	
<b>Revenues</b>			
Program revenues:			
Charges for services	\$ 7,654	\$ 8,317	8.7%
Operating grants and contributions	4,157	4,836	16.3%
Capital grants and contributions	8,263	3,795	-54.1%
General revenues:			
Property taxes	19,822	23,158	16.8%
Unrestricted investment earnings	327	113	-65.4%
Gain on sale of assets	69	-	100.0%
<b>Total revenues</b>	<b>40,292</b>	<b>40,219</b>	<b>-0.2%</b>
<b>Program Expenses</b>			
General government	9,180	11,259	22.6%
Judicial	1,341	1,343	0.1%
Public safety	14,999	15,102	0.7%
Public works	12,379	9,387	-24.2%
Health and welfare	333	310	-6.9%
Culture and recreation	846	886	4.7%
Economic development	1,509	1,529	1.3%
Interest on long-term debt	489	365	-25.4%
<b>Total expenses</b>	<b>41,076</b>	<b>40,181</b>	<b>-2.2%</b>
Increase (decrease) in net position	\$ (784)	\$ 38	-104.8%

Total revenues were \$73 thousand less than the prior year. During the current year, grants and contributions decreased by \$3.7 million, property taxes increased by \$3.34 million, and other revenues increased by \$380 thousand as compared to the prior year.

Current year expenses were \$895 thousand greater than prior year. General government, public safety, health and welfare, culture and recreation, and interest on long-term debt had increase in expenses totaling \$2.1 million.

(net of depreciation, in thousands of dollars)

LAURENS COUNTY	LAURENS COUNTY	LAURENS COUNTY	
CONSTRUCTION IN PROGRESS	CONSTRUCTION IN PROGRESS	CONSTRUCTION IN PROGRESS	
Buildings	Buildings	Buildings	
Equipment	Equipment	Equipment	
Infrastructure	Infrastructure	Infrastructure	
Total Capital Assets	Total Capital Assets	Total Capital Assets	
Construction in progress	3,430	1,087	100.0%
Buildings	16,736	20,045	19.8%
Equipment	5,700	5,700	0.4%

Laurens County Outstanding Debt  
(in thousands of dollars)

	Governmental Activities		Total Percent Change
	2016	2017	
General obligation bonds	\$ 10,474	\$ 9,403	-10.2%
Special source revenue bonds	1,437	-	-100.0%
Capital leases payable	1,657	1,667	0.6%
Total outstanding debt	\$ 13,568	\$ 11,070	-18.4%

STATEMENT OF NET POSITION  
JUNE 30, 2017

	Primary Government	Component Unit
	Governmental Activities	Laurens County Library
<b>ASSETS</b>		
Cash and cash equivalents	\$ 11,431,628	\$ 49,462
Investments	3,110,655	20,176
Taxes receivable	731,603	-
Accounts receivable	847,758	-
Due from other governments	1,469,743	-
Prepaid expenses	1,200	69,091
Capital assets, non-depreciable	5,293,485	33,700
Capital assets, depreciable, net of accumulated depreciation	60,979,078	751,320
Total assets	83,865,150	923,749
<b>DEFERRED OUTFLOWS OF RESOURCES</b>		
Pension experience differences	320,750	9,392
Pension investment return	2,529,274	74,065
Pension changes in proportion and differences between County contributions and proportionate share of contributions	31,869	933
Pension contributions subsequent to the measurement date	1,590,159	46,565
Total deferred outflows of resources	4,472,052	130,955
<b>LIABILITIES</b>		
Accounts payable	1,663,175	7,824
Accrued liabilities	611,416	-
Due to other governments	72,338	-
Net OPEB obligation	9,092,025	261,910
Capital leases due within one year	639,068	1,072
Capital leases due in more than one year	1,027,580	1,744
Bonds payable due within one year	1,090,831	-
Bonds payable due in more than one year	8,312,095	-
Compensated absences due within one year	421,974	-
Compensated absences due in more than one year	105,493	-
Net pension liability	26,408,060	773,306
Total liabilities	49,444,055	1,045,856
<b>DEFERRED INFLOWS OF RESOURCES</b>		
Pension experience differences	17,265	506
Pension changes in proportion and differences between County contributions and proportionate share of contributions	881,303	25,807
Total deferred inflows of resources	898,568	26,313
<b>NET POSITION</b>		
Net investment in capital assets	55,202,989	785,020
Restricted for:		
Family services	52,360	-
Detention center	296,775	-
Debt service	1,074,117	-
Public safety	2,368,463	-
Capital outlay	2,668,064	-
Unrestricted	(23,668,189)	(802,485)
Total net position	\$ 37,994,579	\$ (17,465)

STATEMENT OF NET POSITION

JUNE 30, 2017

	Primary Government	Component Unit
	Governmental Activities	Laurens County Library
<b>ASSETS</b>		
Cash and cash equivalents	\$ 11,431,628	\$ 49,462
Investments	3,110,655	20,176
Taxes receivable	731,603	-
Accounts receivable	847,758	-
Due from other governments	1,469,743	-
Prepaid expenses	1,200	69,091
Capital assets, non-depreciable	5,293,485	33,700
Capital assets, depreciable, net of accumulated depreciation	60,979,078	751,320
Total assets	83,865,150	923,749
<b>DEFERRED OUTFLOWS OF RESOURCES</b>		
Pension experience differences	320,750	9,392
Pension investment return	2,529,274	74,065
Pension changes in proportion and differences between County contributions and proportionate share of contributions	31,869	933
Pension contributions subsequent to the measurement date	1,590,159	46,565
Total deferred outflows of resources	4,472,052	130,955
<b>LIABILITIES</b>		
Accounts payable	1,663,175	7,824
Accrued liabilities	611,416	-
Due to other governments	72,338	-
Net OPEB obligation	9,092,025	261,910
Capital leases due within one year	639,068	1,072
Capital leases due in more than one year	1,027,580	1,744
Bonds payable due within one year	1,090,831	-
Bonds payable due in more than one year	8,312,095	-
Compensated absences due within one year	421,974	-
Compensated absences due in more than one year	105,493	-
Net pension liability	26,408,060	773,306
Total liabilities	49,444,055	1,045,856
<b>DEFERRED INFLOWS OF RESOURCES</b>		
Pension experience differences	17,265	506
Pension changes in proportion and differences between County contributions and proportionate share of contributions	881,303	25,807
Total deferred inflows of resources	898,568	26,313
<b>NET POSITION</b>		
Net investment in capital assets	55,202,989	785,020
Restricted for:		
Family services	52,360	-
Detention center	296,775	-
Debt service	1,074,117	-
Public safety	2,368,463	-
Capital outlay	2,668,064	-
Unrestricted	(23,668,189)	(802,485)
Total net position	\$ 37,994,579	\$ (17,465)

<b>Net (Expense) Revenue and Changes in Net Position</b>	
<b>Component Unit</b>	
Governmental Activities	Laurens County Library
\$ (4,295,237)	\$ -
(1,343,228)	-
(10,731,401)	-
(4,902,043)	-
(309,833)	-
(885,787)	-
(399,838)	-
(366,311)	-
(23,233,678)	-
\$ (23,233,678)	\$ -
\$ -	\$ (53,044)
\$ -	\$ (53,044)
\$ 23,157,897	\$ -
113,051	69
23,270,948	69
37,270	(52,975)
37,957,309	35,510
\$ 37,994,579	\$ (17,465)

**STATEMENT OF REVENUES, EXPENDITURES, AND CHANGES IN  
FUND BALANCE - BUDGET (GAAP BASIS) AND ACTUAL  
GENERAL FUND  
FOR THE FISCAL YEAR ENDED JUNE 30, 2017**

	Budgeted Amounts		Actual	Variance with Final Budget
	Original	Final		
<b>Revenues:</b>				
Property taxes	\$ 17,265,242	\$ 17,265,242	\$ 17,782,187	\$ 516,945
Licenses and permits	487,871	487,871	487,148	(723)
Intergovernmental	5,033,917	5,033,917	5,983,806	949,889
Charges for services	5,763,412	5,763,412	6,160,608	397,196
Fines and forfeitures	1,135,000	1,135,000	1,051,875	(83,125)
Interest income	35,050	35,050	74,220	39,170
Miscellaneous	68,050	68,050	480,814	412,764
Total revenues	<u>29,788,542</u>	<u>29,788,542</u>	<u>32,020,658</u>	<u>2,232,116</u>
<b>Expenditures:</b>				
<b>Current:</b>				
<b>General government:</b>				
Administrative	328,645	334,645	358,389	(23,744)
County attorney	120,681	120,681	119,522	1,159
Tax assessor	382,232	382,232	364,959	17,273
Auditor	554,526	554,526	414,507	140,019
Contingency	125,000	83,740	44,961	38,779
County council	101,589	101,589	100,112	1,477
Finance	188,955	199,455	221,550	(22,095)
Human resources	133,913	123,413	124,155	(742)
Registration and elections	207,418	207,418	214,711	(7,293)
Treasurer	386,633	386,633	641,039	(254,406)
Purchasing	71,181	71,181	68,415	2,766
Risk management	22,200	22,200	1,040	21,160
Benefits and insurance	5,404,611	5,404,579	5,568,451	(163,872)
Equipment	1,627,541	1,662,801	1,091,113	571,688
Miscellaneous	107,350	107,350	105,361	1,989
Total general government	<u>9,762,475</u>	<u>9,762,443</u>	<u>9,438,285</u>	<u>324,158</u>
<b>Judicial:</b>				
Clerk of court	653,943	653,943	602,424	51,519
Magistrate court	454,465	454,465	458,389	(3,924)
Probate court	272,512	272,512	266,961	5,551
Judicial grants	23,000	23,000	21,339	1,661
Total judicial	<u>1,403,920</u>	<u>1,403,920</u>	<u>1,349,113</u>	<u>54,807</u>



	Budgeted Amounts		Actual	Variance with Final Budget
	Original	Final		
<b>Expenditures: (Continued)</b>				
<b>Current: (Continued)</b>				
Public safety:				
Emergency operations	\$ 892,491	\$ 892,491	\$ 864,075	\$ 28,416
Coroner	161,518	161,518	175,983	(14,465)
Detention center	3,118,949	3,118,949	3,250,389	(131,440)
Public safety grants	1,500	1,500	75	1,425
E911	547,853	547,853	503,692	44,161
Emergency management services	3,522,532	3,522,532	3,295,853	226,679
Emergency management	159,935	159,935	75,759	84,176
Sheriff	3,955,175	3,955,175	4,036,289	(81,114)
Victims assistance	176,784	176,784	-	176,784
Total public safety	<u>12,536,737</u>	<u>12,536,737</u>	<u>12,202,115</u>	<u>334,622</u>
Public works:				
Building and grounds	782,702	782,702	894,335	(111,633)
Public works	149,981	149,981	143,124	6,857
Roads and bridges	782,011	782,043	657,821	124,222
Landfill	1,014,307	1,014,307	1,033,713	(19,406)
Rural collections	1,161,891	1,161,891	968,699	193,192
Total public works	<u>3,890,892</u>	<u>3,890,924</u>	<u>3,697,692</u>	<u>193,232</u>
Health and welfare:				
Health department	12,750	12,750	14,643	(1,893)
Social services	156,275	156,275	158,704	(2,429)
Veterans affairs	140,277	140,277	133,989	6,288
Total health and welfare	<u>309,302</u>	<u>309,302</u>	<u>307,336</u>	<u>1,966</u>
Culture and recreation:				
Libraries	679,662	679,662	663,699	15,963
Parks and recreation	217,405	217,405	193,429	23,976
Total culture and recreation	<u>897,067</u>	<u>897,067</u>	<u>857,128</u>	<u>39,939</u>
Housing and development:				
Airport	87,774	87,774	1,107,460	(1,019,686)
Clemson extension	34,800	34,800	32,902	1,898
Inspections	385,188	385,188	339,934	45,254
Local government assistance	355,798	355,798	355,798	-
Special appropriations	43,200	43,200	43,200	-
Technical education	188,375	188,375	199,974	(11,599)
Total housing and development	<u>1,095,135</u>	<u>1,095,135</u>	<u>2,079,268</u>	<u>(984,133)</u>

	Budgeted Amounts		Actual	Variance with Final Budget
	Original	Final		
<b>Expenditures: (Continued)</b>				
<b>Current: (Continued)</b>				
Public safety:				
Emergency operations	\$ 892,491	\$ 892,491	\$ 864,075	\$ 28,416
Coroner	161,518	161,518	175,983	(14,465)
Detention center	3,118,949	3,118,949	3,250,389	(131,440)
Public safety grants	1,500	1,500	75	1,425
E911	547,853	547,853	503,692	44,161
Emergency management services	3,522,532	3,522,532	3,295,853	226,679
Emergency management	159,935	159,935	75,759	84,176
Sheriff	3,955,175	3,955,175	4,036,289	(81,114)
Victims assistance	176,784	176,784	-	176,784
Total public safety	<u>12,536,737</u>	<u>12,536,737</u>	<u>12,202,115</u>	<u>334,622</u>
Public works:				
Building and grounds	782,702	782,702	894,335	(111,633)
Public works	149,981	149,981	143,124	6,857
Roads and bridges	782,011	782,043	657,821	124,222
Landfill	1,014,307	1,014,307	1,033,713	(19,406)
Rural collections	1,161,891	1,161,891	968,699	193,192
Total public works	<u>3,890,892</u>	<u>3,890,924</u>	<u>3,697,692</u>	<u>193,232</u>
Health and welfare:				
Health department	12,750	12,750	14,643	(1,893)
Social services	156,275	156,275	158,704	(2,429)
Veterans affairs	140,277	140,277	133,989	6,288
Total health and welfare	<u>309,302</u>	<u>309,302</u>	<u>307,336</u>	<u>1,966</u>
Culture and recreation:				
Libraries	679,662	679,662	663,699	15,963
Parks and recreation	217,405	217,405	193,429	23,976
Total culture and recreation	<u>897,067</u>	<u>897,067</u>	<u>857,128</u>	<u>39,939</u>
Housing and development:				
Airport	87,774	87,774	1,107,460	(1,019,686)
Clemson extension	34,800	34,800	32,902	1,898
Inspections	385,188	385,188	339,934	45,254
Local government assistance	355,798	355,798	355,798	-
Special appropriations	43,200	43,200	43,200	-
Technical education	188,375	188,375	199,974	(11,599)
Total housing and development	<u>1,095,135</u>	<u>1,095,135</u>	<u>2,079,268</u>	<u>(984,133)</u>

	Budgeted Amounts		Actual	Variance with Final Budget
	Original	Final		
Expenditures: (Continued)				
Current: (Continued)				
Debt service:				
Principal	\$ 1,502,170	\$ 1,502,170	\$ 1,853,071	\$ (350,901)
Interest	-	-	70,396	(70,396)
Total debt service	<u>1,502,170</u>	<u>1,502,170</u>	<u>1,923,467</u>	<u>(421,297)</u>
Total expenditures	<u>31,397,698</u>	<u>31,397,698</u>	<u>31,854,404</u>	<u>(456,706)</u>
Excess (deficiency) of revenues over (under) expenditures	<u>(1,609,156)</u>	<u>(1,609,156)</u>	<u>166,254</u>	<u>1,775,410</u>
Other financing sources:				
Proceeds from sale of assets	5,000	5,000	18,310	13,310
Capital lease	790,000	790,000	790,001	1
Transfers in	30,000	30,000	30,000	-
Total other financing sources	<u>825,000</u>	<u>825,000</u>	<u>838,311</u>	<u>13,311</u>
Net change in fund balances	(784,156)	(784,156)	1,004,565	1,788,721
Fund balance, beginning of year	<u>5,448,821</u>	<u>5,448,821</u>	<u>5,448,821</u>	<u>-</u>
Fund balance, end of year	<u>\$ 4,664,665</u>	<u>\$ 4,664,665</u>	<u>\$ 6,453,386</u>	<u>\$ 1,788,721</u>

c.) **QUARTERLY REPORT – LAURENS COUNTY CODES PERMIT ACTIVITY** - Chuck Bobo, Building Official reviewed the following reports:

4th Quarter	Number Residential single Family	Value	Number Commercial New	Value	Total Permits issued	Total value	Total Permit fees
2002	49	3,331,938	7	37,400	619	9,461,751	63,455
2003	25	3,337,701	10	1,033,892	714	8,997,890	70,606
2004	33	4,933,239	8	1,564,000	643	10,875,740	78,452
2005	32	4,782,462	3	973,130	628	10,053,924	67,181
2006	22	3,103,779	5	663,800	606	10,797,244	66,522
2007	36	5,328,041	8	2,029,869	616	12,738,457	76,405
2008	16	2,580,566	5	980,000	509	7,426,127	50,263
2009	10	1,184,557	5	74,816	470	5,148,804	38,816
2010	17	2,366,255	3	442,800	603	6,536,838	56,778
2011	11	1,639,080	6	877,430	581	8,027,051	48,004
2012	18	2,260,297	5	114,840	504	7,214,892	41,943
2013	16	2,748,334	4	101,300	521	6,834,372	43,145
2014	30	3,727,289	17	570,463	508	6,965,044	55,092
2015	34	2,906,310	13	6,265	378	6,806,157	53,229
2016	25	3,666,794	7	727,572	396	8,497,338	61,378
2017	37	5,915,113	8	472,356	471	11,778,687	83,961
City of Laurens	5	352,000	0				
City of Clinton	0	0	0				
Fountain Inn	13	2,324,512	0				

MINUTES – JANUARY 23, 2018  
LAURENS COUNTY COUNCIL

County of Laurens  
10/01/2017 - 12/31/2017

	Permits Issued	Valuation	Fees Paid
<b>Commercial</b>			
Alteration	6	\$633,117.00	\$4,185.23
Misc./One Stop	13	\$287,083.00	\$3,107.20
New	11	\$501,856.00	\$3,931.25
Subtotal	30	\$1,422,056.00	\$11,223.68
<b>One Stop</b>			
Misc./One Stop	74	\$437,219.18	\$5,474.75
Subtotal	74	\$437,219.18	\$5,474.75
<b>Residential</b>			
Alteration	34	\$418,399.00	\$4,628.10
Misc./One Stop	243	\$2,071,360.47	\$21,223.30
New	90	\$7,429,652.84	\$41,463.13
Subtotal	367	\$9,919,412.31	\$67,314.53
<b>Total</b>	<b>471</b>	<b>\$11,778,687.49</b>	<b>\$84,012.96</b>

Mobile Home set-up permits Pre-owned	22	\$269,934.80	\$5,415.00
Mobile Home set-up permits New	12	\$756,408.50	\$3,920.50

Single Family Dwelling	37	\$5,915,113.84	\$30,481.48
New Commercial	8	\$472,356.00	\$3,641.25

<b>Code Enforcement</b>	
New cases 4Q	23
New Cases 3 Q	27
New cases 2nd Q	31
New cases 1st Q	53
2017 Active cases	138
2016 Active cases	106
2015 Active cases	111
2014 (Aug - Dec) Active Cases	15

<b>Inspection Results</b>	
Passed	1133
Failed	563
<b>Total</b>	<b>1696</b>

Year	Number	Value	Number	Value	Total Permits issued	Total value	Total Permit fees
	Residential single Family		Commercial New				
2002	231	14,823,257	88	1,683,451	2913	68,446,372	316,671
2003	142	18,943,521	25	2,862,831	2833	48,989,268	320,109
2004	135	19,583,026	25	2,525,323	2725	78,239,357	345,467
2005	141	20,038,526	15	13,611,205	2587	53,759,644	384,025
2006	124	17,544,642	18	3,744,668	2596	46,525,010	291,354
2007	157	22,407,784	23	6,446,079	2691	49,817,424	318,287
2008	115	15,835,137	28	7,994,034	2439	47,867,767	264,403
2009	64	10,580,128	10	163,246	2234	28,175,353	194,582
2010	63	8,761,107	19	2,335,129	2364	38,687,106	210,803
2011	53	8,827,682	17	62,491,561	2523	30,646,419	384,802
2012	55	7,694,609	16	7,391,855	2197	53,058,837	186,547
2013	73	11,069,438	21	14,237,025	2185	52,680,848	215,376
2014	93	11,983,558	28	12,439,468	1916	74,118,347	291,201
2015	118	14,295,141	46	4,141,218	1,828	32,068,540	231,991
2,016	116	17,198,490	37	8,989,288	1,624	53,876,370	313,615
2,017	138	20,633,384	23	4,202,164	2,061	50,947,978	357,928

<b>2,017</b>							
City of Laurens	20	1,542,991	4	877,000			
City of Clinton	3	262,000	0	0			
Fountain Inn	67	11,146,407	NA	NA			
<b>2016</b>							
City of Laurens	6	573,700	0	0			
City of Clinton	5	341,725	2	1,240,000			
Fountain Inn	50	8,280,075	NA	NA			

**NEW BUSINESS:**

- a.) **SWEARING IN FOR TWO (2) CODE OFFICERS** – This agenda item was omitted.
- b.) **APPROVAL OF RESOLUTION #2018-02 – DISTRICT #55 HIGH SCHOOL MARCHING BAND** - Chairman Wood explained that this item would be omitted from the agenda due to the absence of two (2) Council Members and the need for a complete signature signing and approval of a permanent honoree document. This will again be placed on the February 13, 2018 agenda.
- c.) **HENRY LAURENS AWARD PRESENTATION** – Councilman Jones presented to Carole L. Knight, the Henry Laurens Award for her dedication to the Sheriff's Department for thirty eight (38) years of service.

**OLD BUSINESS:**

- a.) **CONTRACT APPROVAL - SITE DESIGN, EMERGENCY SERVICE BUILDING, NORTHERN PRECINCT** - Public Works Director Rob Russian approached Council reviewing the

COUNCILWOMAN ANDERSON made the MOTION to approve the contract with COUNCILMAN MCDANIEL SECONDING; VOTE 5-0.

Attorney Cruickshanks stated no action should be taken as it not an item on the agenda as a contract and cannot be approved as expected.

- b.) **PUBLIC COMMENT** – No one signed up for speaking to Council.
  - 1.) Ernie Segars spoke on the behalf of the Airport Commission as it related to the audit reporting and the airport by saying, “The Airport monies don’t always coincide with the County and Federal schedules. The Federal Aviation Association reimburses ninety five percent (95%) of the work being conducted at the Airport. The monies are not being spent without true accountability”.
- c.) **COUNTY COUNCIL COMMENTS:**
  - Councilman Jones thanked Carole Knight for her service.
  - Councilman McDaniel stated that a lot is going on in Laurens County and it is moving in the right direction.

**EXECUTIVE SESSION** – NONE

**ADJOURNMENT** – With no further action required by Council, Chairman Wood adjourned the meeting at 6:57 P.M.

Respectfully Submitted,



Betty C. Walsh  
Laurens County Clerk to Council